

# Take Blackboard Course Design to a New Dimension: a Workshop

**Barbara Lewis,  
University of South Florida,  
FL, USA**

**[blewis@admin.usf.edu](mailto:blewis@admin.usf.edu)**

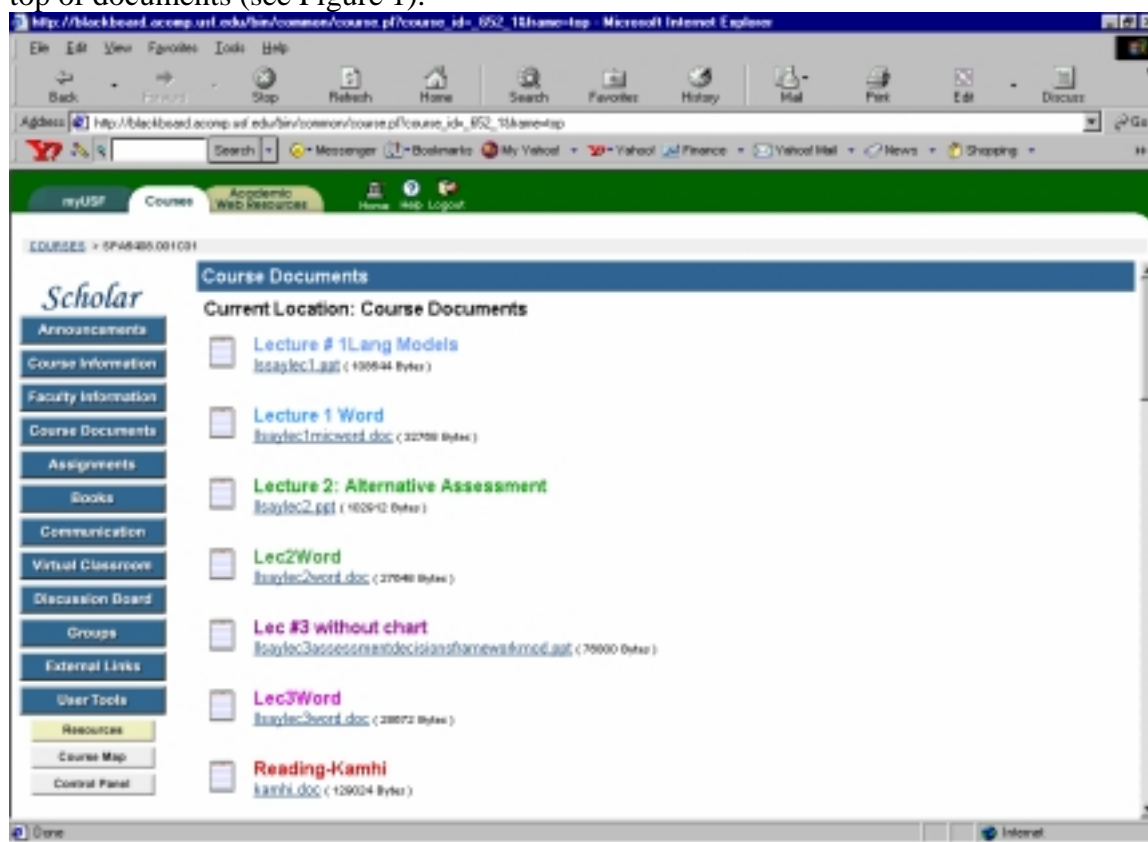
**Virginia MacEntee  
SUNY Oswego,  
Oswego, NY, USA**

**[macentee@oswego.edu](mailto:macentee@oswego.edu)**

## Overview

This workshop is on designing dynamic Blackboard courses. A Blackboard course consists of navigation path, a button bar and content frame. The navigation path allows users to return to any page accessed between the main course page and the current pages. The button bar links users to the available content areas and tools. The content frame displays web pages accessed through the button or navigation path.

Within the content page, most professors create folders and inside the folders they create documents on top of documents (see Figure 1).



**Figure 1 Blackboard Basic Course**

Material published as part of these proceedings, either on-line or in print, is copyrighted by Informing Science. Permission to make digital or paper copy of part or all of these works for personal or classroom use is granted without fee provided that the copies are not made or distributed for profit or commercial advantage AND that copies 1) bear this notice in full and 2) give the full citation on the first page. It is permissible to abstract these works so long as credit is given. To copy in all other cases or to republish or to post on a server or to redistribute to lists requires specific permission from the publisher at [Publisher@InformingScience.org](mailto:Publisher@InformingScience.org)

With folders inside folders and documents on top of other documents, students are constantly clicking from one location to another location and back again. They have to scroll up and down to find their documents when there are many docu-

## Take Blackboard Course Design to a New Dimension

ments listed in a folder. This tends to cause student frustrations. Students do not like having to go from one page to another looking for their information. Students prefer a "one click" to all information.

The purpose of this workshop is to teach professors how to create a "one click" to all information course. This workshop will demonstrate and teach professors on how to create a dynamic course in Blackboard (see Figure 2). The workshop will teach professors how to create drop down menus and how to create lecture notes with outlines on the side of the page (see Figure 3).

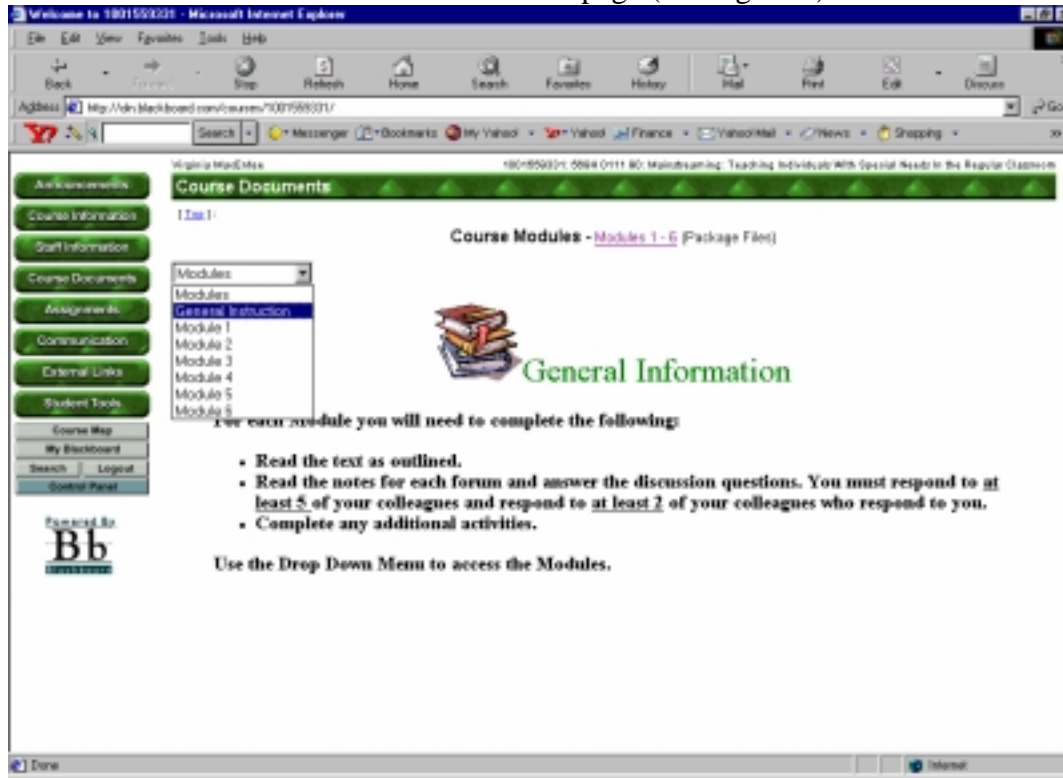


Figure 2 Dynamic course with drop down menus

The workshop will also teach professors how to create hyperlinks from their course lecture notes to the discussion threads or drop box without having students leave their lecture notes location.

The workshop will provide templates for professors to insert their information and teach them how to zip their files together to upload them into their Blackboard course. Each participant in the workshop will receive a CD with web page templates for creating pages with drop down menus and frames for course notes. Also, on the CD will be a written manual with step-by-step directions and hints on creating a dynamic Blackboard course.

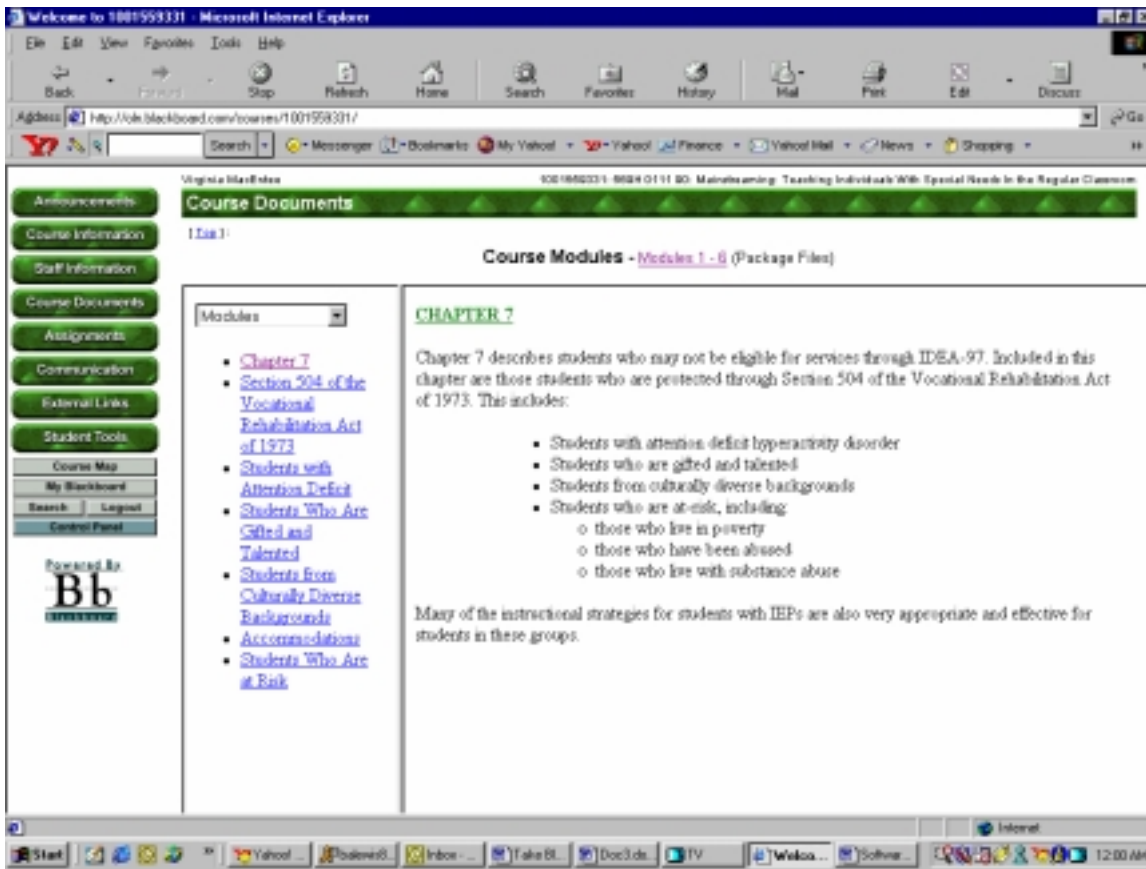


Figure 3 Course lecture page with outline and drop down menu